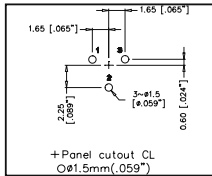
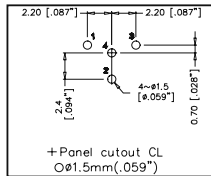


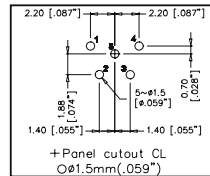
## PANEL CUTOUTS - CONNECTOR SIDE OF PCB



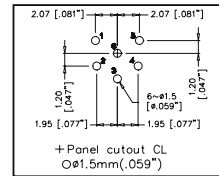
**AG3MCC**



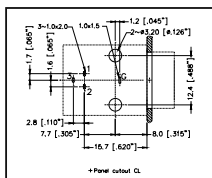
**AG4MCC**



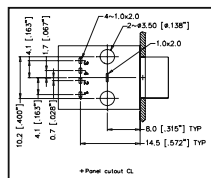
**AG5MCC**



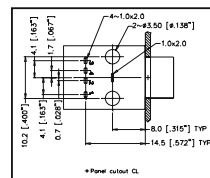
**AG6MCC**



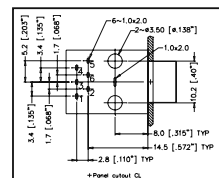
**AG3MCCH  
AG3FCCH**



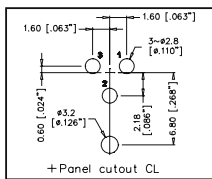
**AG4MCCH  
AG4FCCH**



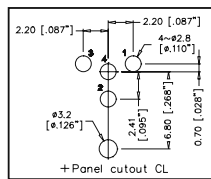
**AG5MCCH  
AG5FCCH**



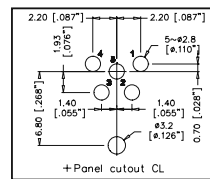
**AG6MCCH  
AG6FCCH**



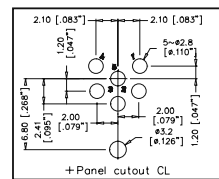
**AG3FCRV**



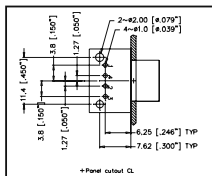
**AG4FCRV**



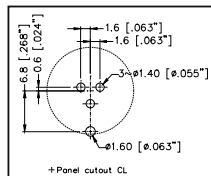
**AG5FCRV**



**AG6FCRV**

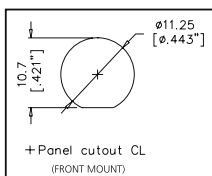


**AG4MPCH**

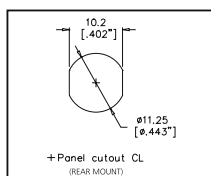


**AG3FCE**

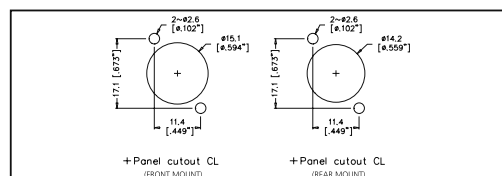
## PANEL CUTOUTS - FRONT VIEW



**AG3MCC  
AG4MCC  
AG5MCC  
AG6MCC**



**AG3MCCH  
AG4MCCH  
AG5MCCH  
AG6MCCH  
AG4MPCH**



**AG3FCRV  
AG4FCRV  
AG5FCRV  
AG6FCRV**